

February 15, 2010

IMPORTANT SAFETY NOTICE

To: **All Users of Survivair® Panther™ and Cougar™ Self-Contained Breathing Apparatus (SCBA) Equipped with the Survivair or Sperian COMPASS™ Personal Alert Safety System (PASS)**

The purpose of this Important Safety Notice is to advise you of the following potential safety problems with the Survivair or Sperian COMPASS Personal Alert Safety System (PASS) used with Survivair Panther and Cougar SCBAs. *This notice does not apply to the IntelliPASS™ PASS device used with Sperian Warrior™ SCBAs.*

1. Some COMPASS battery terminal connections can potentially lose contact with the battery, causing the COMPASS to reset (if the air supply is on), or to turn completely off (if the air supply is not on).
2. A break in the secondary winding of the COMPASS device transformer can result in a low sound output.
3. Some COMPASS devices may not activate pneumatically when the SCBA cylinder valve is opened.



Sperian Respiratory Protection (formerly known as Survivair Respirators LLC) is providing this information in the interest of your safety. We apologize for any inconvenience. Please read the following information thoroughly. Please understand that Sperian Respiratory Protection will continue its investigation into these potential safety problems and will make every effort to ensure that the problems are solved and do not reoccur. All questions should be directed to **Sperian Technical Services at (800) 394-0410.**

Sincerely,



Steven H. Weinstein
Senior Product & Technical Services Manager

1. COMPASS BATTERY TERMINAL CONNECTIONS

Some COMPASS battery terminal connections are configured with a black six- (6) point battery terminal connection (see **Figure 1**) that connects the positive terminal of a 9-volt battery to the COMPASS. Sperian Respiratory Protection has become aware that the black six- (6) point battery terminal connection may have the potential to lose contact with the battery, causing the COMPASS to reset (if the air supply is on), or to turn completely off (if the air supply is not on). This loss of contact could happen anytime the COMPASS is in operation. All COMPASS units, regardless of manufacturing date, must be inspected by the users to determine which battery connection their COMPASS has.




Figure 1
Black Six- (6) Point Battery Terminal Connection

What you need to do:

Inspect the battery terminal connection on your COMPASS. If you find a COMPASS unit with a black six- (6) point battery terminal connection, **remove the COMPASS from service immediately**, document your inspection on the attached fax form and fax the completed form to Sperian Technical Services at 800-201-4407. The COMPASS must be repaired or replaced by a certified technician before the SCBA is put back into service.



DO NOT USE THE COMPASS DEVICE IF IT IS CONFIGURED WITH A BLACK SIX- (6) POINT BATTERY TERMINAL CONNECTION. USE OF THE COMPASS WITH A BLACK SIX- (6) POINT BATTERY TERMINAL CONNECTION COULD RESULT IN SERIOUS INJURY OR DEATH.

Course of action: Sperian Respiratory will replace, under warranty, any COMPASS that is found to have the black six- (6) point battery terminal connection, regardless of age.

In its manufacturing process of the COMPASS, Sperian Respiratory Protection has also used a black four-point battery terminal connection (see **Figure 2**) and a white six-point battery terminal connection (see **Figure 3**). Sperian Respiratory Protection is not aware of similar problems with



either the black four-point battery terminal connection or the white six-point battery terminal connection.




Figure 2

Black Four- (4) Point Battery Terminal Connection




Figure 3

White Six- (6) Point Battery Terminal Connection

As specified in NFPA 1500 and the COMPASS user manual instructions, the COMPASS should be tested at least weekly and **prior to each use**. If your COMPASS is configured with a **black six-point** terminal connection, **remove the SCBA from service immediately**, and have the COMPASS replaced by a certified technician before the SCBA is put back into service.

2. COMPASS DEVICE TRANSFORMER - LOW SOUND OUTPUT

Sperian Respiratory Protection has received several COMPASS devices returned under warranty for low sound output. Due to the low volume, the description has included “no volume.” It appears that the cause of the low sound output may be a break in the secondary winding of the COMPASS device transformer. Analysis of these transformers by the transformer manufacturer revealed that the breaks were the result of flaws in the secondary winding wire. The transformer manufacturer states that there were very few transformers produced with these flaws. We believe that the manufacturing process that may have caused these flaws has been corrected.

COMPASS devices that may have this problem have engraved manufacturing dates between July of 2005 and June of 2006 (the manufacturing date is engraved into the wide end of the COMPASS; see **Figure 4**); however, we strongly recommend that you check all COMPASS units in your possession as the breaks may precede or follow these dates of manufacture.



Figure 4
COMPASS Manufacturing Date

What you need to do:

As specified in NFPA 1500 and the COMPASS Operation Manual instructions, the COMPASS should be tested at least weekly and **prior to each use**. The sound level of a properly functioning COMPASS will be very loud. A COMPASS with a faulty transformer will be barely audible at close distances. If the sound level of the COMPASS is low, **remove the SCBA from service immediately**, document your inspection on the attached fax form and fax the completed form to Sperian Technical Services at 800-201-4407. The COMPASS must be repaired or replaced by a certified technician before the SCBA is put back into service.



WARNING

DO NOT USE THE COMPASS DEVICE IF THE SOUND LEVEL IS LOW. USE OF THE COMPASS IF THE SOUND LEVEL IS LOW COULD RESULT IN SERIOUS INJURY OR DEATH.

Course of action: Sperian Respiratory Protection will replace under warranty any COMPASS that is found to have low sound output, regardless of age.



3. COMPASS DEVICES NOT ACTIVATING PNEUMATICALLY WHEN SCBA CYLINDER VALVE IS OPENED

Sperian Respiratory Protection has received some reports of COMPASS devices not activating pneumatically when the SCBA cylinder valve was opened. This malfunction should be apparent to the user upon initial activation of the SCBA. For those devices that were returned to us for examination, we have determined that the cause was due to a fouled pneumatically activated switch inside the COMPASS device's electronics compartment. We do not believe that this is a widespread issue, but we believe it requires the immediate attention of all COMPASS device users.

What you need to do:

As specified in NFPA 1500 and the COMPASS Operation Manual instructions, the COMPASS should be tested at least weekly and **prior to each use**. If the COMPASS does not go into sensing mode when the cylinder valve is opened, remove the SCBA from service immediately, document your inspection on the attached fax form and fax the completed form to Sperian Technical Services at 800-201-4407. The COMPASS must be repaired or replaced by a certified technician before the SCBA is put back into service.



WARNING

DO NOT USE THE COMPASS IF IT DOES NOT AUTOMATICALLY ACTIVATE WHEN THE AIR SUPPLY IS TURNED ON. USE OF A COMPASS THAT DOES NOT ACTIVATE WHEN THE AIR SUPPLY IS TURNED ON COULD RESULT IN SERIOUS PERSONAL INJURY OR DEATH.

Course of action: Sperian Respiratory Protection will replace under warranty any COMPASS that does not activate pneumatically, regardless of age.



SURVIVAIR COMPASS®

This form is to be used to facilitate the replacement of the Survivair COMPASS Personal Alert Safety System as outlined in the attached SPERIAN Safety Notice. This form is to be used for COMPASS units that are found to have any of the issues listed below. Please fill out the following information. Please print clearly!

Department Name or User Name: _____

Contact Name: _____

Address: _____

Must be a physical address; no P.O. Box

Phone Number: () _____

- Total number of COMPASS units inspected: _____
- Is your COMPASS configured with the ThermAlert* heat alarm? Yes _____ No _____
*A COMPASS with the ThermAlert heat alarm is identified by a clear battery door.
- No. of COMPASS units found to have black six- (6) point battery terminal connections: _____
- No. of COMPASS units found not to activate pneumatically: _____
- No. of COMPASS units found to have low sound output: _____
- **Total number of COMPASS units to be replaced:** _____

Method of COMPASS replacement (choose one method and follow the directions)

Inspection was completed and all COMPASSES and the COMPASS units are functioning properly.

Please note the number of COMPASSES inspected here _____. Also, please fill out the contact information to provide verification that this inspection has been completed. Please fax the completed form to SPERIAN Respiratory Protection Technical Services at **(800) 201-4407**.

We have a Certified Technician on site/staff and will perform the COMPASS replacement ourselves.

Technician's name: _____ Certification Date: _____

Please fax this form to SPERIAN Respiratory Protection Technical Services at **(800) 201-4407**. Upon receipt of this form, we will ship the following items: replacement COMPASS units, a packing slip and an RMA number. After installation of the new COMPASS units and functional testing, sign the packing slip verifying completion. Follow the instructions on the packing slip to return the product. Please write the RMA number on the outside of the shipping carton.

We will contact our local Warranty Service Center to perform the replacement.

Choose a Warranty Service Center from the attached list. Fill out the contact information above and fax this form to the Warranty Service Center. A representative from the Warranty Service Center will contact you to explain the method they will use to perform this replacement. Please specify the SPERIAN Warranty Service Center you have chosen to perform this work.

Warranty Service Center Name: _____ Location: _____